



This chapter contains Data for tracking students who have completed their studies for each POLIS University study program, during the academic year 2022-2023, during the first 6-month period after graduation.

POLIS University has a dedicated and independent unit for student support, which is called the Student Support and Career Counseling Office¹.

This unit assists students during their studies by assisting in social life with annual cultural, sports, and artistic activities in cooperation with the Student's Council, as well as mediating communication with institutions or businesses for professional practices and employment.

OSSCC² has created a database since the first generations entered the labor market and maintains periodic contact with students while simultaneously updating this database.

This Office traces the professional progress of graduates by tracking their employment, achievements, difficulties, and adaptation to the labor market, focusing on understanding the first encounter of the newly graduated in the labor market, as well as their professional trajectory further on.

This unit also follows these processes in cooperation with the ALUMNI Association³ and the AUA Association⁴; through which it tackles the recognition of the dynamics of the labor market, the processes of lobbying and the protection of professional rights, as well as the procedures of state exams or licensing.

The purpose of OSSCC as a structure in itself is oriented towards maintaining continuous contact as well as providing multi-directional information. Information that this office aims by starting the update the professional continuity of Alumni along with their contacts, which serves for more direct communication with them.

Furthermore, The Office of Student's Support and Career Counseling summarizes and interprets the information for further studies, and career or professional guidance as individual or in group counseling. Furthermore, this unit works closely with the representatives of students, through the Student's Council, with whom the creation of a close and cooperative relationship has been achieved for the improvement of the quality and services offered by the university to students.

¹ *The Office of Student's Support and Career Counseling Office will henceforth be referred to, by the abbreviation OSSCC*

² *Information regarding the OSSCC can be found here: <https://universitetipolis.edu.al/en/zmskk-events/>*

³ *Alumni POLIS is the Association of former students of the University*

⁴ *AUA is the abbreviation of the "Union of Architects, Urbanists and Urban Planners"*

The Office of Student's Support and Career Counseling, elaborates on the data accumulated by Alumni, for a) internal purposes, b) different thematic reports required by institutional processes, and c) identifying and receiving feedback from the graduates, where an overview of the professional trajectory of graduates is achieved, as well as feedback provided regarding the dynamics of the labor market⁵.

Further on, different units of the University can take time to reflect on the findings through the annual reports and brochures provided by this office, for further apprehension of the student's careers or possible reflection in curricula's periodical review.

Through the Alumni Brochure⁶ provided once in 3-4 years, The Path from Student to Alumni, from Employment and Statistics of all graduates to the Success Stories is visualized.

A set of statistics which is also provided by this Office corresponds to the 6-month milestone, where the graduates of the last year, are asked through the standard form regarding their engagement in the labor market or further studies. These accumulated statistics provide a preliminary overview of their professional path and their first accommodations in the market.

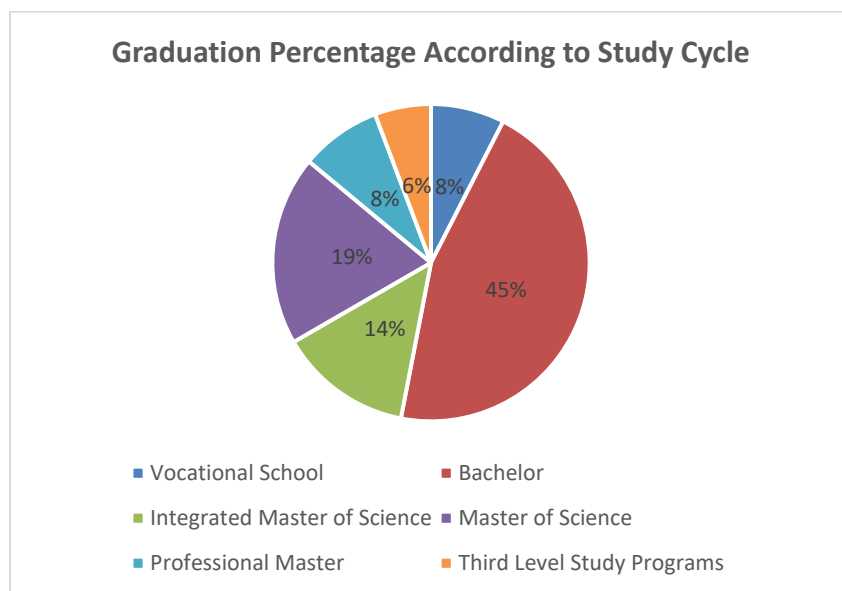


Table 1: Graduation Percentage According to Study Cycle

During the Academic Year 2022-2023, 279 students in total graduated, from which 90.7% of them (253 students), compiled the questionnaire by providing the requested data⁷. The information, for the 6 months is accumulated for the cycle of study, to have a general overview of the total students in the employment sphere. As represented in Graphic 1, the majority of the Graduates are represented the Bachelor Studies, with 45%, (5 study programs), followed by Master of Science - 19% (5 study programs),

⁵ Regarding the information that OSSCC accumulates, starting from the month of July until the month of January (for 6 months reports) and from March to June (for annual reports) it refers to the self-declared information of graduated students, collected through a questionnaire that OSSCC uses to generate information from ALUMNI

⁶ Alumni Brochure can be found here: https://universitetipolis.edu.al/wp-content/uploads/2023/02/Alumni-Brochure_2017-2021-1.pdf

⁷ This figure could be presented with small fluctuations if the percentage of responses from students was 100%.

and further on with Integrated Master of Science (2 study programs), Professional Masters – 14% (2 study programs), Vocational Programs – 8% (2 study Programs), and 6% through the 3rd level study programs (2 programs).

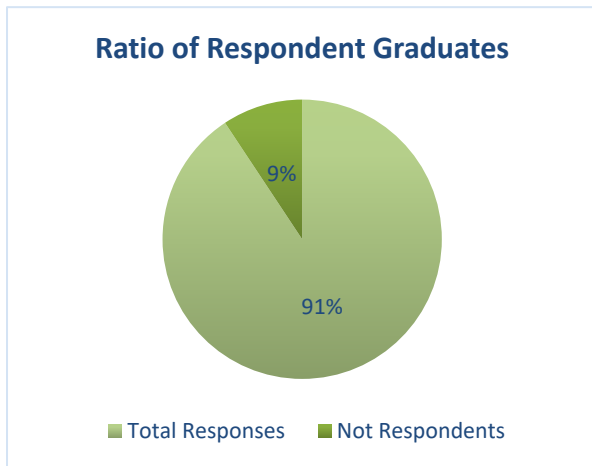


Table 2: Ratio of Respondent Graduates

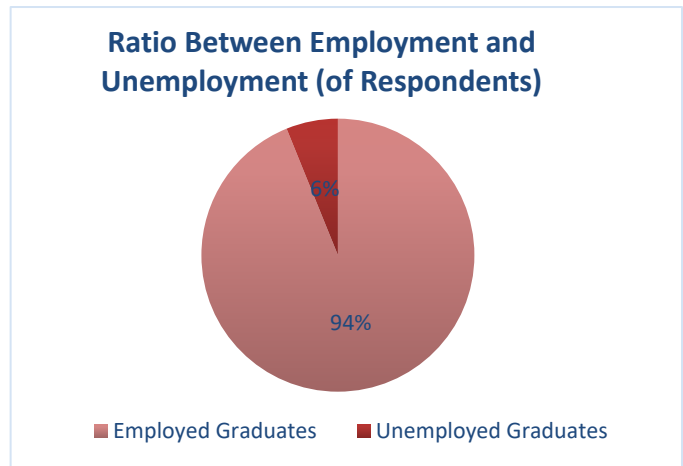


Table 3: Ratio Between Employment and Unemployment (of Respondents)

Of the 253 graduated students who have completed the questionnaire, 78.7% of them (199 students) have declared that they are employed (including full and part-time jobs), 16.2% of them are currently attending full-time studies (41 students), and the remaining 5.1% (13 students) are currently searching for a job.

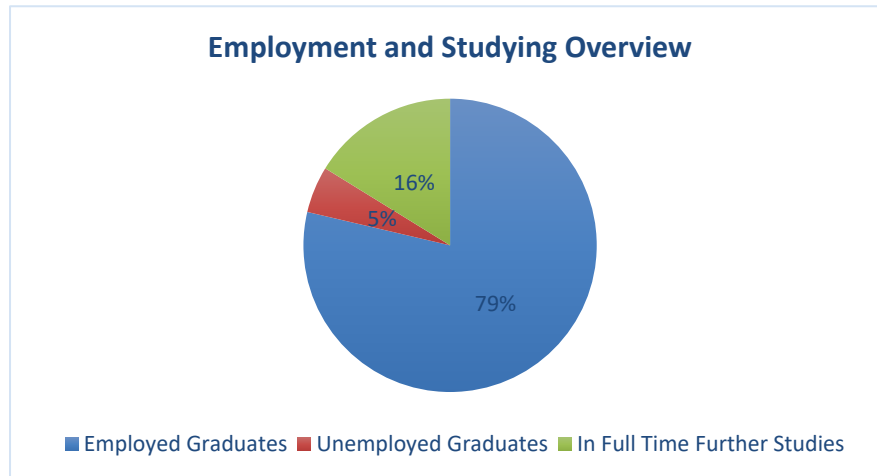


Table 4: Employment and Studying Overview

Based on the fact that there are master programs with extended studying time or part-time master programs offered in Albania, as well as postgraduate life learning professional courses, which allow students to simultaneously study during work; the current situation of students involved in further studies, might be higher, compared to the ones that stated to be following a full-time study program after graduation.

Further data regarding graduates are provided in annual reports and brochures from the Office of Student Support and Career Counseling.